

MOTOR VEHICLE THEFT

PERCEPTION VS REALITY

Unveiling the perceptions of people regarding vehicle theft and revealing the statistical facts from 2018/19.

1 Thieves are only interested in stealing new cars



82% of stolen cars are **5 years or older**
43% of stolen cars are between **10 - 19 years old**
40% of stolen cars are **worth under \$5,000**

It's older vehicles, not new ones, which are most commonly stolen

2 My vehicle is safe at home



Thieves are now targeting homes to steal car keys.

54% of PLCs were stolen from a residential location
63% of motorcycles were stolen from a residential location

3 I am insured so it doesn't matter if my car gets stolen

On average, victims of opportunistic theft incur **\$5,000** in out of pocket expenses.



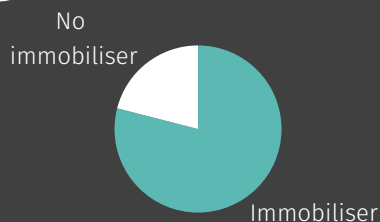
Even if you are insured, there are hidden costs such as:

insurance excesses
on-going loan repayments
car hire
alternative transport costs

There is the potential for loss of the following:

work tools
sporting equipment
mobile electronic devices
work opportunities

4 My car is secured with an immobiliser



82% of cars stolen have an immobiliser.

While the theft rate of cars with immobilisers is significantly lower than cars without an immobiliser, it is also important to protect your car keys at all times.

5 Even if my vehicle gets stolen, I should get it back



1 in 5 cars are never recovered

Recovered
Not Recovered



More than half of **motorcycles** don't get recovered (**51%**)

Recovered
Not Recovered



6 It won't happen to me



1 in 174

Australian households fall victim to motor vehicle theft each year.

7 Isn't vehicle theft declining?



Overall vehicle thefts declined since 2000/01:

- > This decline has been more significant for short term thefts.
- > Profit motivated thefts haven't declined at the same rate and as a result now account for 28% of all thefts compared to 14% in 2000/01.

8 Car theft is not as important as other 'serious' crimes




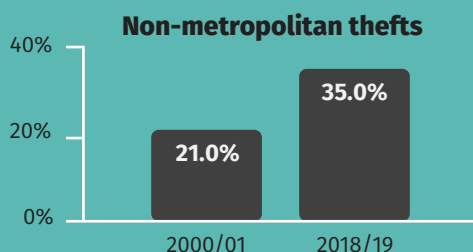
Vehicles are stolen for use in the commission of another crime such as **armed robberies, break and enters, terrorism or to trade for drugs.**

Vehicle theft with force, or carjacking, also occurs. This is a serious crime and can be very traumatic for the victim.

9 Car theft is only a big city problem

Over the years, there has been an increase in the number of vehicles stolen from non-metropolitan regions.

In 2018/19, more than **1 in 3 vehicles (35%)** were stolen from a non-metropolitan region compared to **1 in 5 (21%)** vehicles in 2000/01.



10 I don't own a luxury or sports car so my car is safe

While some sports, luxury and high performance vehicles have higher theft rates, the most common theft targets in 2017/18 were:



1. **Holden Commodore** (3,370 thefts)
2. **Toyota Hilux** (2,072 thefts)
3. **Ford Falcon** (1,406 thefts)
4. **Toyota Corolla** (1,325 thefts)
5. **Toyota Camry** (1,270 thefts)



Now that you know the facts: what can you do?



Enhance your home's security -
a secure home means a secure car

Safeguard your keys - they are worth
as much as the value of your car



**For more advice on reducing your risk
of becoming a victim of vehicle theft**

visit www.carsafe.com.au

